



KONOR

— Ultimate 7.1 Gaming Headset

SOFTWARE MANUAL

Technical specifications

Konor Software Manual

INDEX

Technical specification

1. Ultra comfortable headband

2. Soft cushions

3. Orange LED

4. 50mm drivers

5. Flexible microphone

6. Omni-directional microphone

7. Orange LED

8. Braided cable

Driver diameter 50 mm

Frequency range 20 Hz - 20.000 Hz

Impedance 32 Ohm +/- 15%

Sensitivity 110dB ± 3dB

Microphone directivity Omni directional

Microphone impedance ≤2.2 K Ohm

Microphone sensitivity -38dB ± 3dB

Microphone frequency 30 Hz - 16.000 Hz

Connection Gold-plated USB

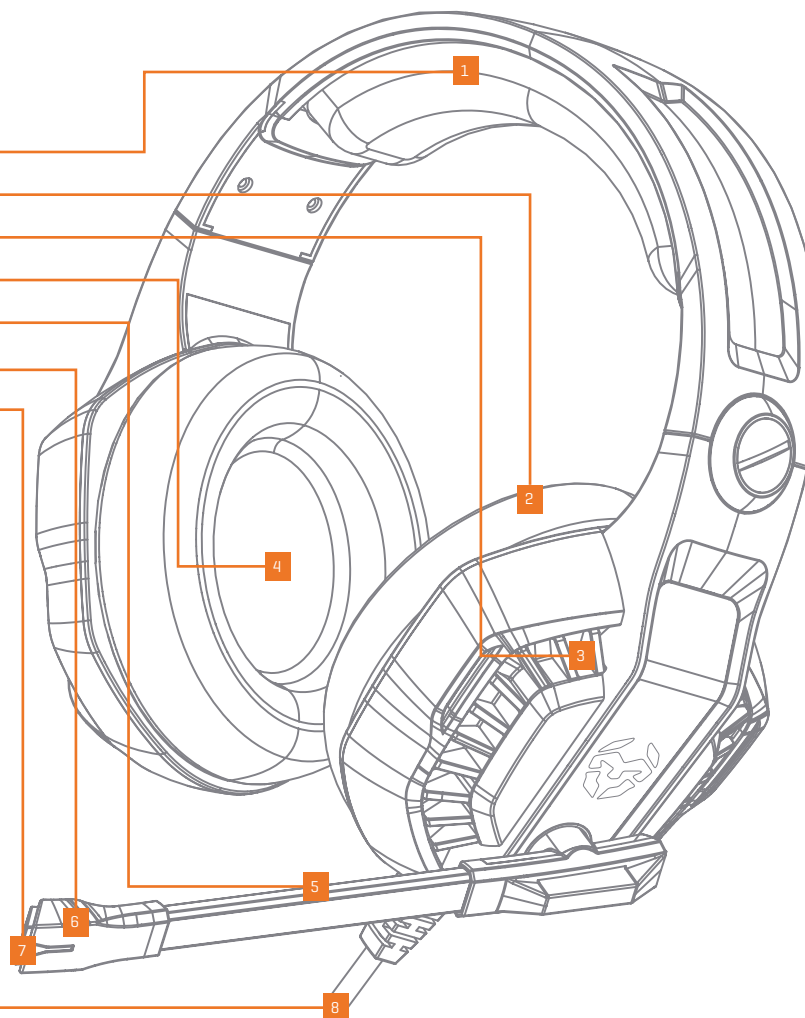
Cable lenght 220 cm

Dimensions 222 x 212 x 106 mm

Weight 426 gr

Compatibility Windows XP / Vista / 7 / 8 / 10

PlayStation 4



INDEX

System requirements
Software installation

System requirements

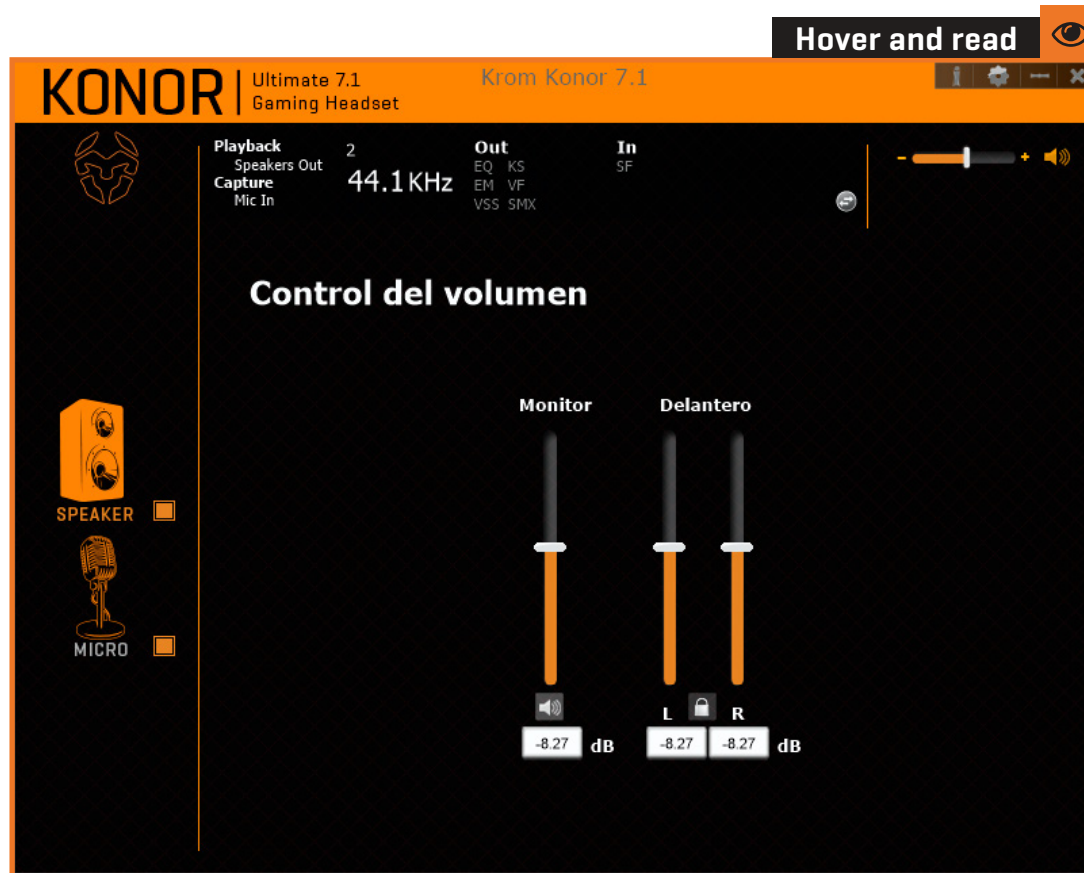
1. Operating system:
Windows XP / Vista / Windows 7 / Windows 8 / Windows 10
2. Free USB 2.0 / 3.0 port.
3. Software installation.
4. 50MB free hard disk space.

Software installation

1. Plug KROM KONOR USB connector to a USB port of your PC.
2. Download the software from **www.kromgaming.com**
 - 2.1 Connect to the internet and enter **www.kromgaming.com**
 - 2.2 Into the product sheet right side menu [Downloads] click on "DRIVERS".
 - 2.3 In this link you can download the Software.
3. Double click "**setup.exe**" to start the installation program.
4. Select the folder to save the software and click "**Next**" to continue.
5. Installation runs automatically: click "**Finish**" to complete the installation and restart your PC [in case software prompted you to].

Speaker

- Volume controls



Krom Konor headset allows you to **adjust its general volume**, as well as its **left and right channels** volume separately.

Konor Software Manual

INDEX

Speaker

- Volume controls

Speaker

- Sampling frequency



Krom Konor headset allows you to **switch between two different sampling frequencies**: from general 44.1Hz sampling frequency to an enhanced 48Hz rate.

Konor Software Manual

INDEX

Speaker

- Sampling frequency

Speaker

- Graphic equalizer



Konor Software Manual

INDEX

Speaker

- Graphic equalizer

Speaker

- Environmental effects panel



Krom Konor headset allows you to **add environmental effects** to its sound reproduction, thus being able to simulate certain sound scenes.

Konor Software Manual

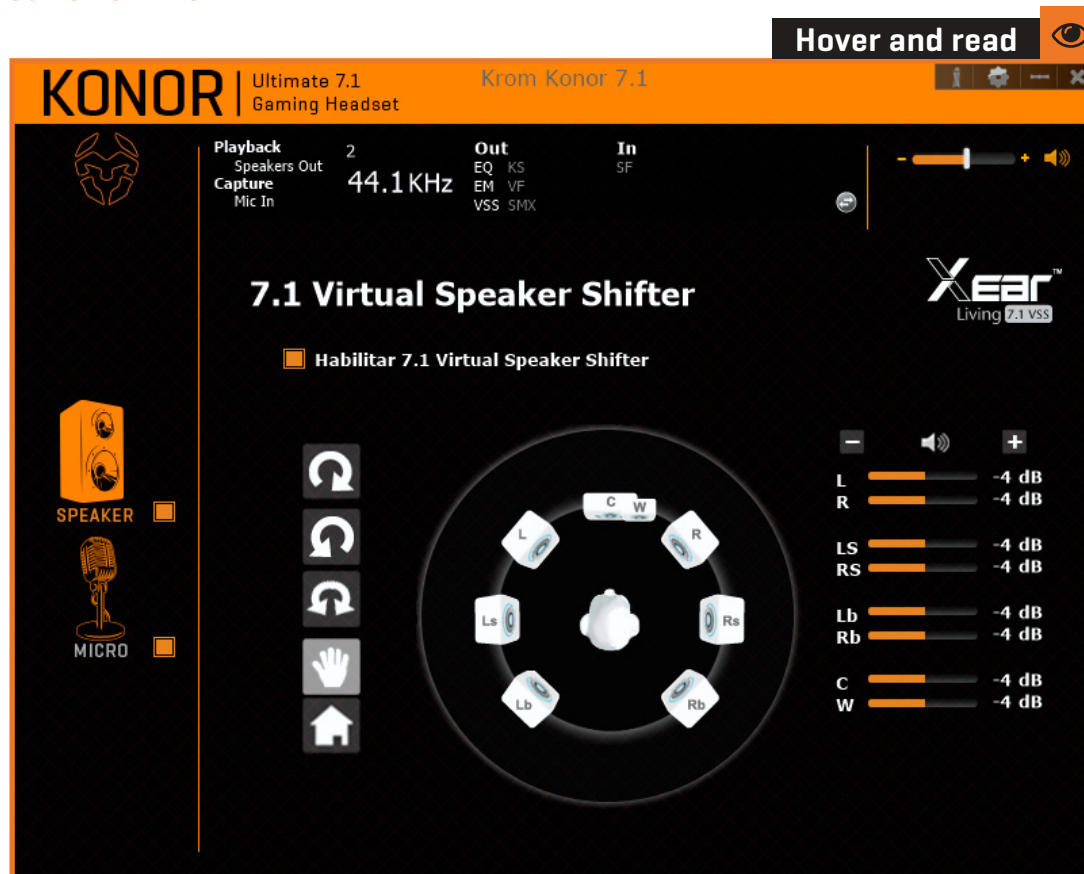
INDEX

Speaker

- Environmental effects panel

Speaker

• 7.1 Virtual speaker shifter



Krom Konor headset allows you to enable and adjust a virtual 7.1 surround sound scene to improve your listening experience.

Konor Software Manual

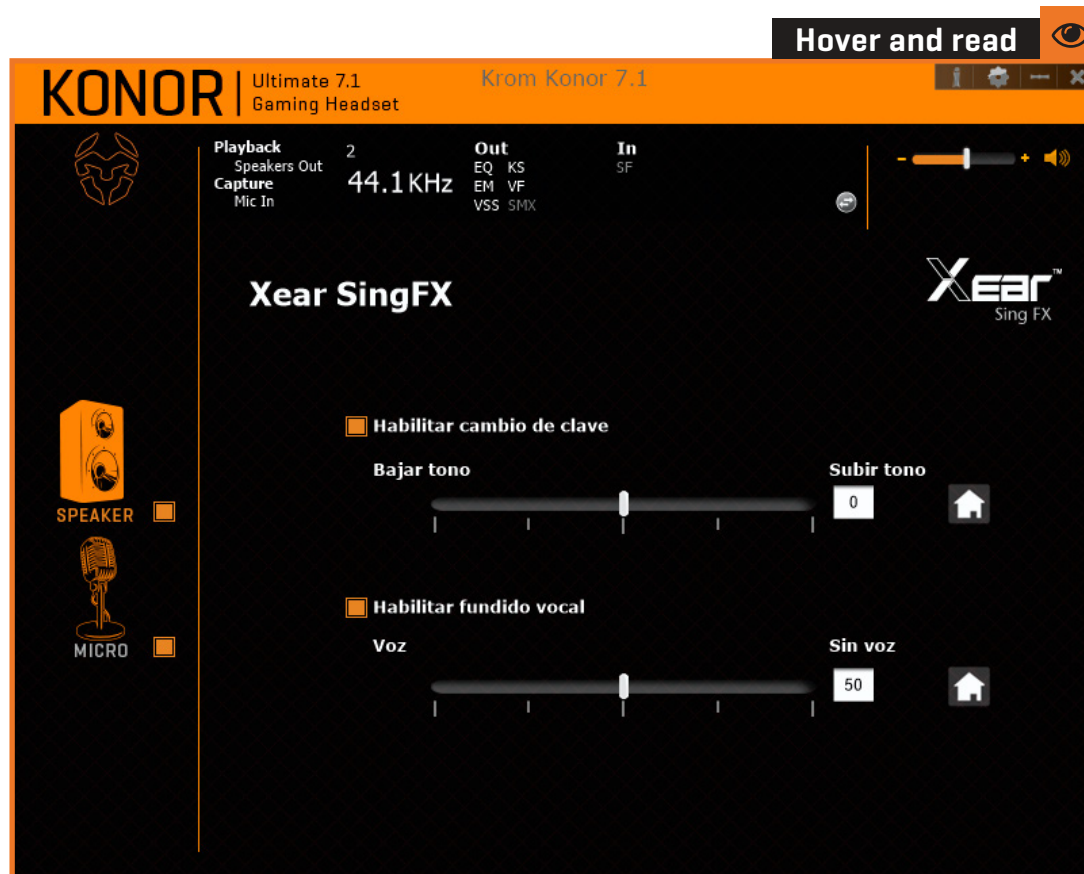
INDEX

Speaker

• 7.1 Virtual speaker shifter

Speaker

• Xear SingFX



Konor Software Manual

INDEX

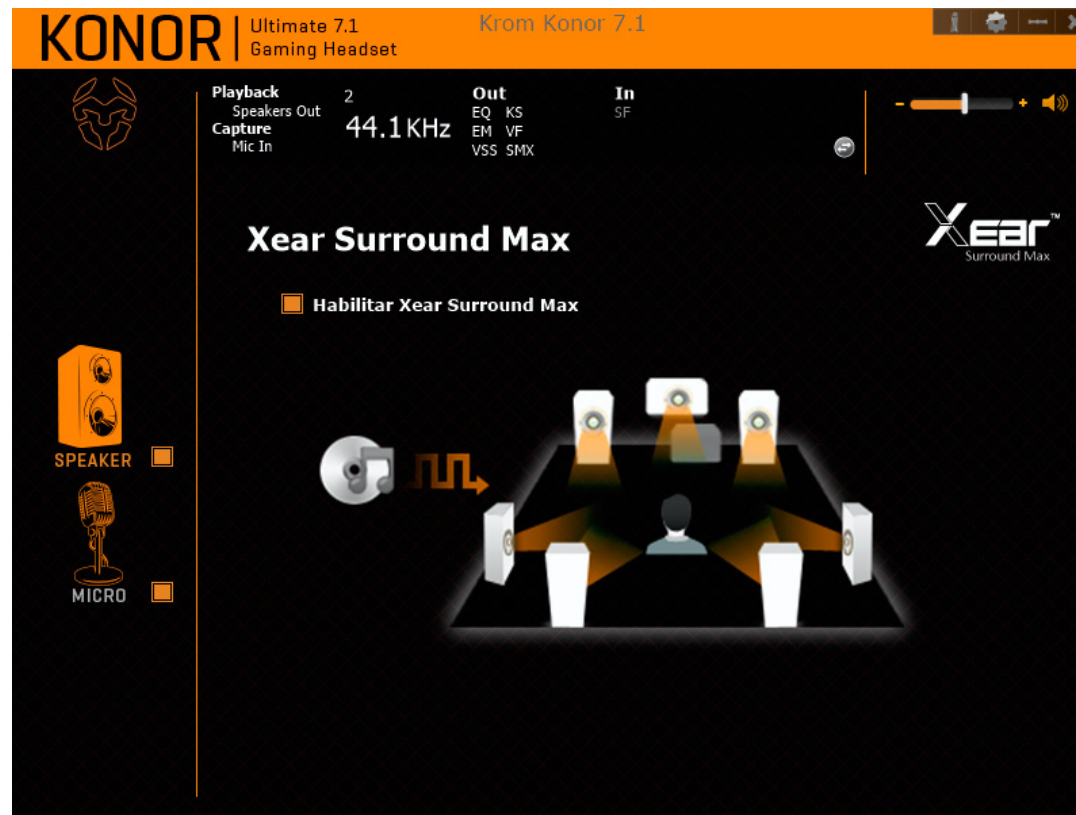
Speaker

• Xear SingFX

Krom Konor headset allows you to **fade vocals to silence** in sound sources. You can **change sound source's key tone** as well by applying any of its 5 different pitches.

Speaker

- Xear Surround Max



Konor Software Manual

INDEX

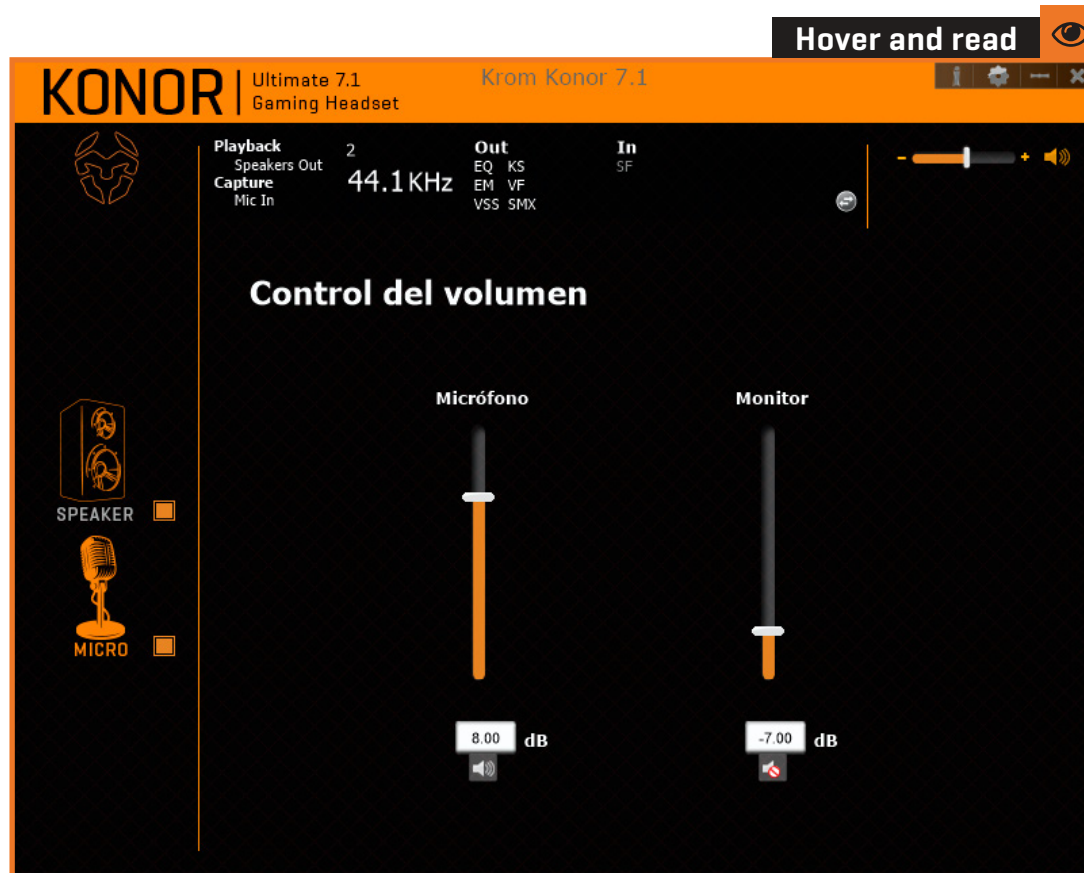
Speaker

- Xear Surround Max

Krom Konor headset allows you to enhance its virtual 7.1 sound surround through the featured Xear Surround functionality.

Microphone

- Volume controls



Krom Konor software allows you to change its microphone's general and recording volume.

Konor Software Manual

INDEX

Microphone

- Volume controls

Microphone

- Sampling frequency



Krom Konor microphone allows you to **switch between two different sampling frequencies**: from general 44.1Hz sampling frequency to an enhanced 48Hz rate.

Konor Software Manual

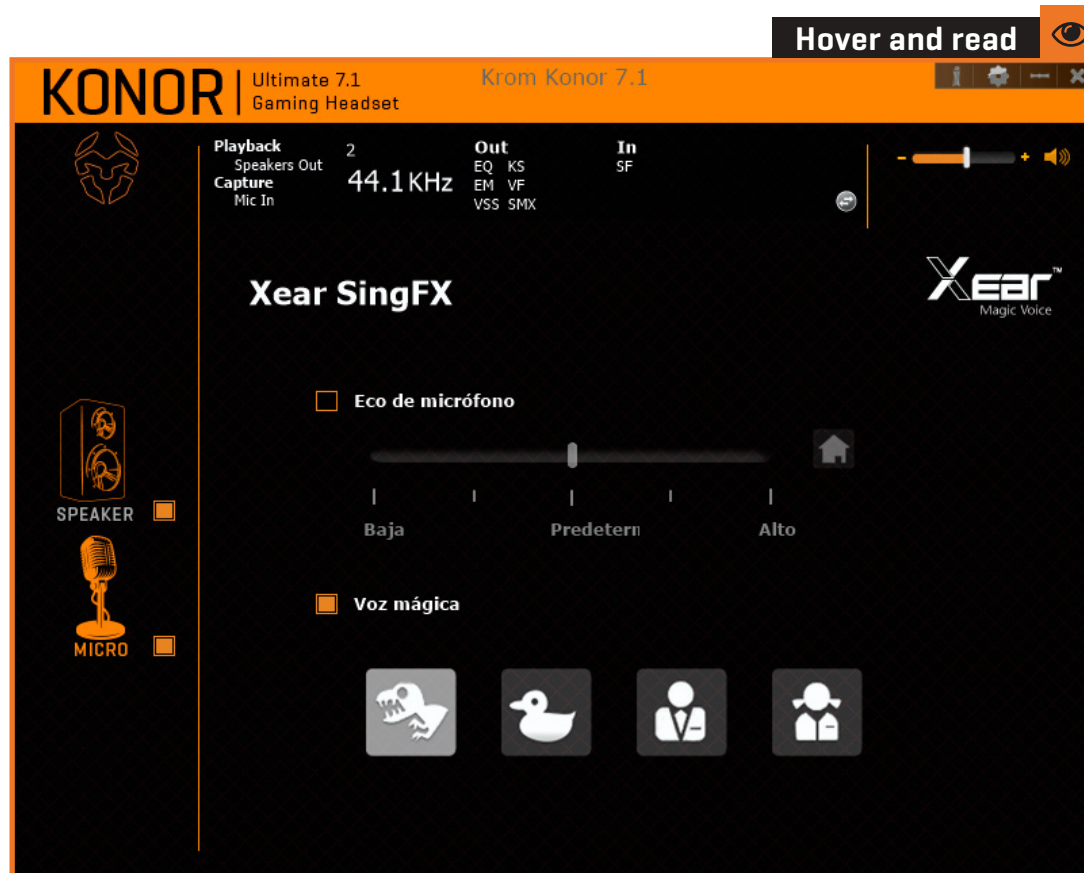
INDEX

Microphone

- Sampling frequency

Microphone

- Xear SingFX



Konor Software Manual

INDEX

Microphone

- Xear SingFX

Krom Konor microphone comes with **five different voice echo levels**, as well as **four magic voice effects** to distort and change your voice.

Microphone

- Microphone boost



Krom Konor microphone allows you to **strengthen its performance and volume** through this simple enhancing functionality.

Konor Software Manual

INDEX

Microphone

- Microphone boost

General Settings

- Profile panel settings



Krom Konor headset comes with a small collection of default sound profiles you can set and adjust at wish [through the **Equalizer custom sound profile creator**] to help you get a richer sound reproduction.

Konor Software Manual

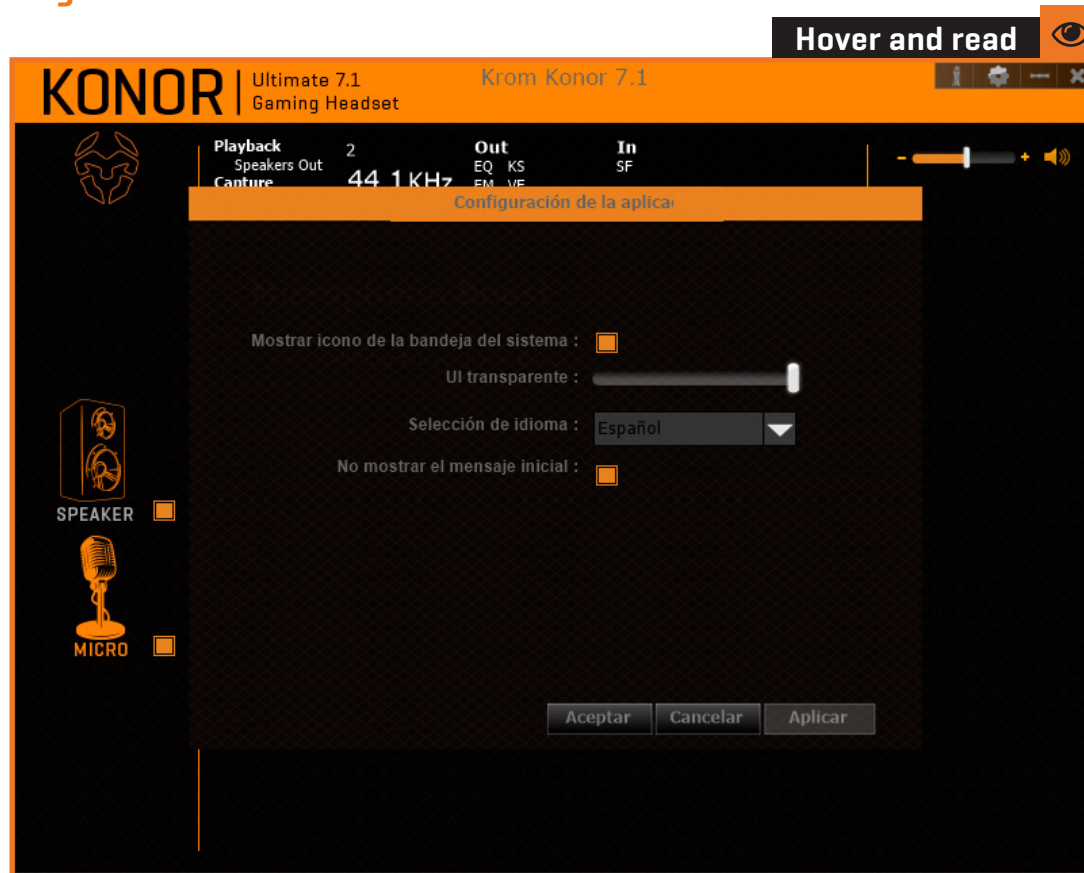
INDEX

General Settings

- Profile panel settings

General Settings

- Software settings



Krom Konor's software allows you to **change easily** its main display and interaction settings.

Konor Software Manual

INDEX

General Settings

- Software settings

Warranty

▪ Who the warranty Protects:

This warranty is valid to the original purchaser only.

▪ What the warranty protects:

For your warranty claims, please contact Krom gaming overseas distribution partners in your country. Find the distribution partner list at www.kromgaming.com

Warranty: 2 years from purchasing date. [Depending on the laws of each country]

URL: www.kromgaming.com

E-mail: support@kromgaming.com

▪ What the warranty does not cover:

1. Any product, on which the serial number has been defaced, modified or removed.
2. Accident, misuse, neglect, fire, water, lightning, or other acts of nature, unauthorized product modification, or failure to follow instructions supplied with the product.
3. Repair or attempted repair by anyone not authorized by Krom gaming.
4. Damage to or loss of any programs, data or removable storage media.
5. Software or data loss occurring during repair or replacement.
6. Any damage of the product due to shipment.
7. Removal or installation of the product.
8. External causes, such as electric power fluctuations or failure.
9. Use of supplies or parts not meeting kromgaming's specifications.
10. Normal wear and tear.
11. Any other cause which does not relate to a product defect.

If you have any questions regarding technical problems
please contact us via our website:
WWW.KROMGAMING.COM

KROM reserves the right for any modifications in text and/or images.



KROM